



EMpower Activation Manual

Table of contents

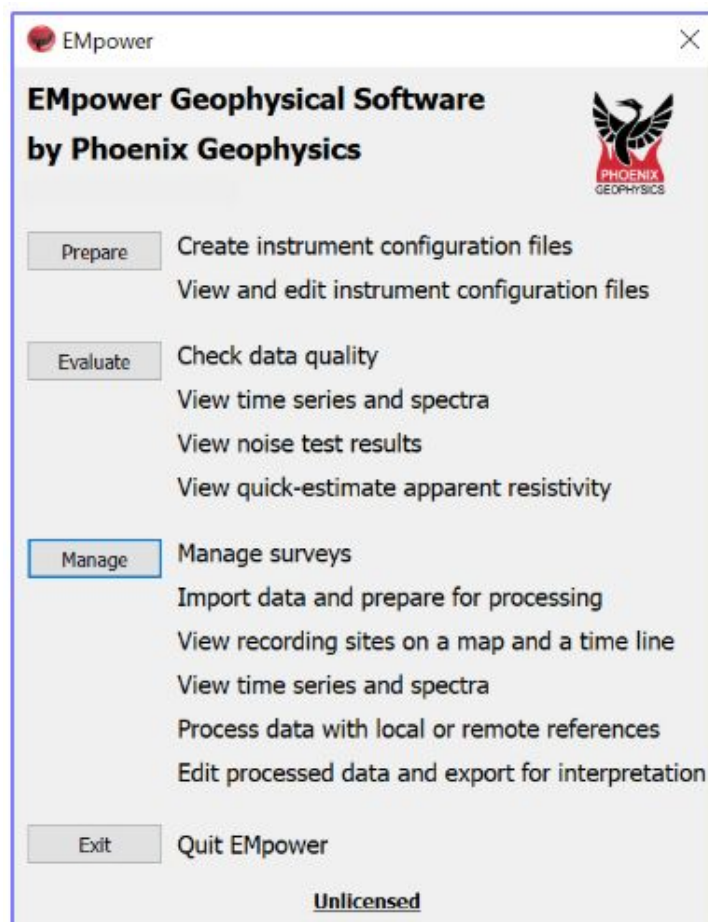
Start EMpower	2
Complete the information	3
Recommendation	5
Error messages	6

1. Start EMpower

- Click the EMpower shortcut icon (Windows / Mac Operating System)



- In Linux, run the empower.sh script in the EMpower installation directory
- The text "Unlicensed" will appear at the bottom of the EMpower window



2. Click Evaluate or Manage buttons

3. Complete the information

EMpower has not been activated.

To activate EMpower:

1. Enter your first and last names in their respective fields below, along with your email address, company name, country.
2. Enter the Activation Code found on the license card provided by Phoenix.
 - Note that this is a one-time use code and cannot be reused on other computers.
3. Click the License button to send the provided information and if successful a confirmation message will appear.

[Click here to open the detailed activation guide](#)

First name

Last name

E-mail address

Company name

Country

Activation code - - -

- Enter the '**Activation Code**' (license activation card)

Activation code - - -

4. After typing the activation code correctly the icon changes from red check mark to a green check



Recommendation:

Write the Computer Name on the Empower license card, using the line beneath the version number or in the back of the card. (use a permanent marker)



EMpower BMT

Version 01

Scratch grey area to get
your Activation Code.



Remember:

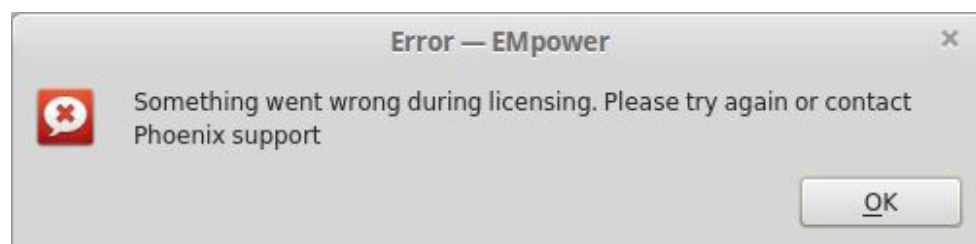
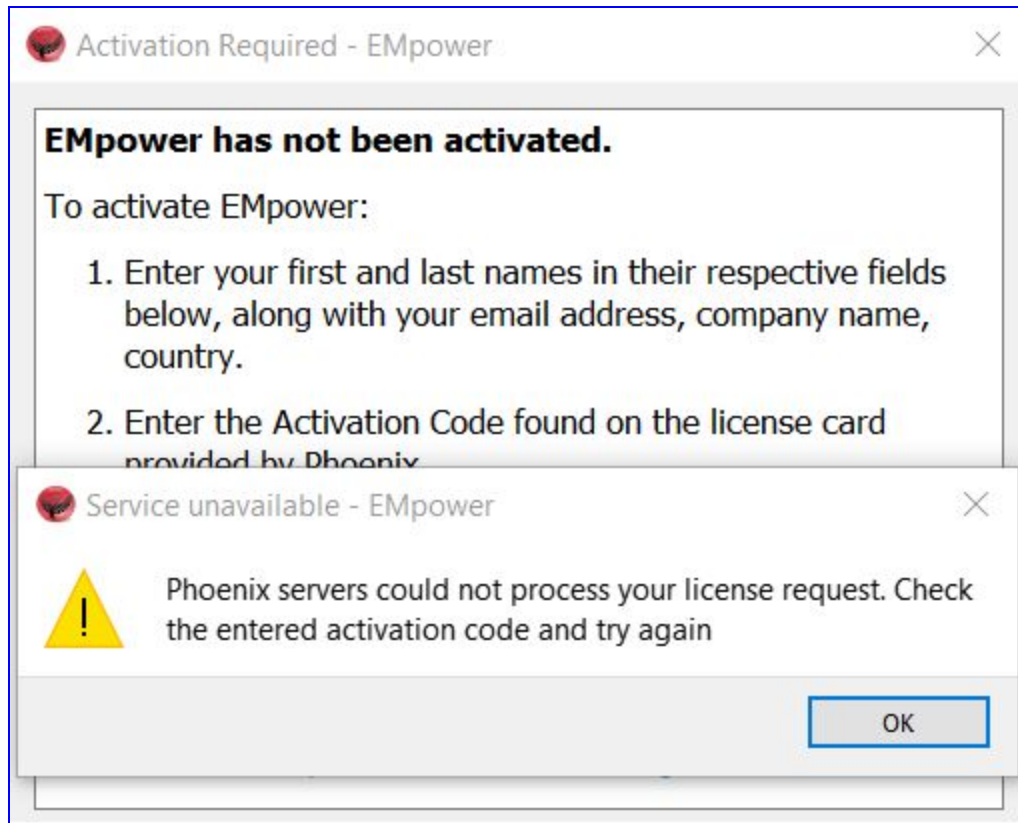
Keep the EMpower license card in a safe place, this information will be necessary if you need to re-install EMpower in the future.

**EMpower license can only be used on one computer. Transferring the EMpower license to another computer is not supported*



5. Error messages

If one of the following error messages are shown, check the internet connection and try again



Note:

If you need additional support for the activation of your EMpower license, please contact Phoenix Geophysics technical support by email support@phoenix-geophysics.com or by phone at: + 1 416 491 7340.